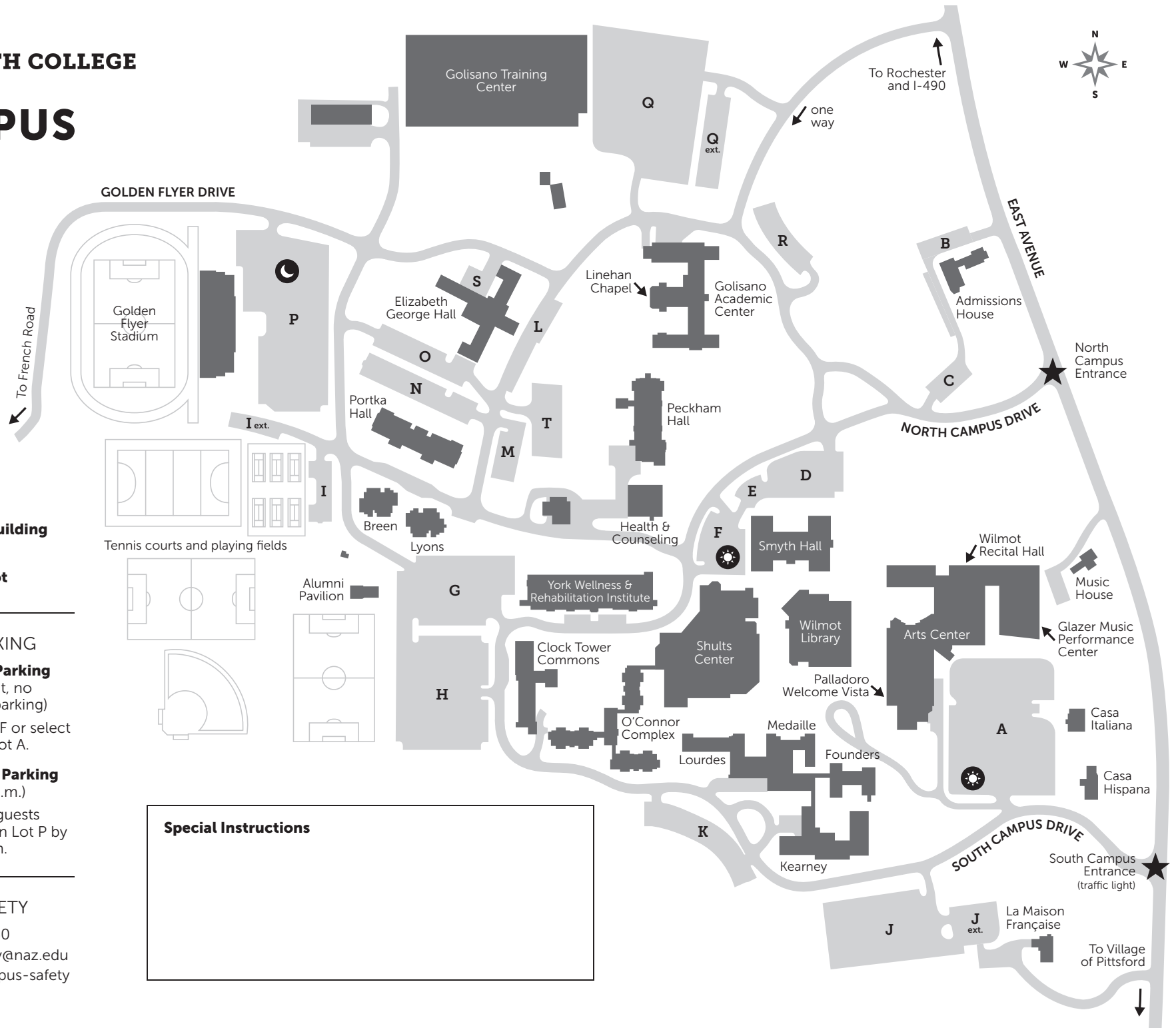





# NAZARETH COLLEGE


# CAMPUS MAP



-  **Campus Building**
-  **Parking Lot**

### VISITOR PARKING

 **Everyday Parking**  
 (2 hour limit, no overnight parking)  
 Park in Lot F or select spaces in Lot A.

 **Overnight Parking**  
 (2 a.m. – 6 a.m.)  
 Overnight guests must park in Lot P by the stadium.

**Special Instructions**

- ### CAMPUS SAFETY
- 585-389-2850
  - [campussafety@naz.edu](mailto:campussafety@naz.edu)
  - [naz.edu/campus-safety](http://naz.edu/campus-safety)