

DO YOU HAVE THE NAZ APP!?



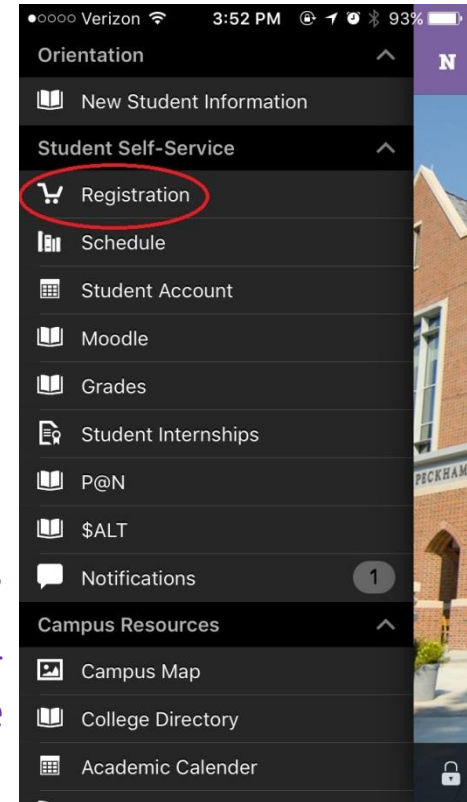
How to get the app:

- Download **Ellucian GO** from the app store on any Apple, Android or Kindle Fire device.
- Launch the app and select **Nazareth College** from the school list.
- Sign in using your usual **MyNaz credentials**.

Registering for Class Using the NazApp

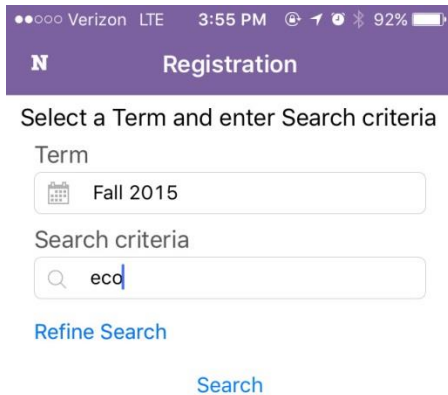


1. On the home page of the app, tap the “N” in the top left corner to bring up the menu.



2. Tap the “Registration” option under Student Self-Service

Registering for Class Using the NazApp

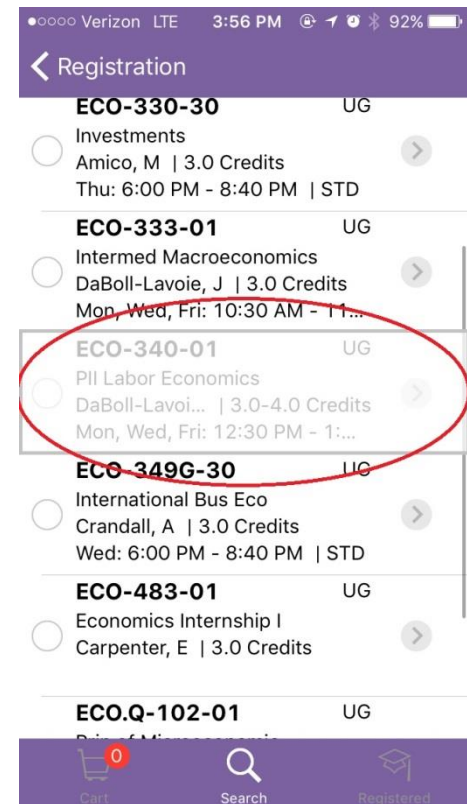


3. Select the term you wish to register from the list, and type in a search term for the course.

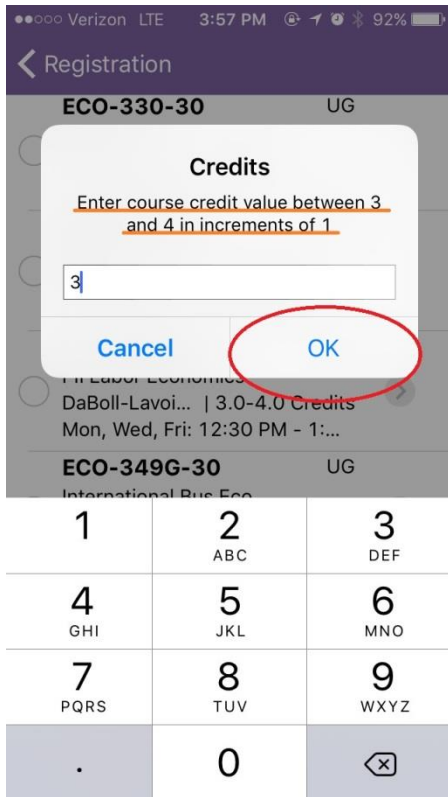
4. Tap the class you are interested in.

If the course has variable credits, go to number 5.

If there are *no* variable credits, skip to number 6.



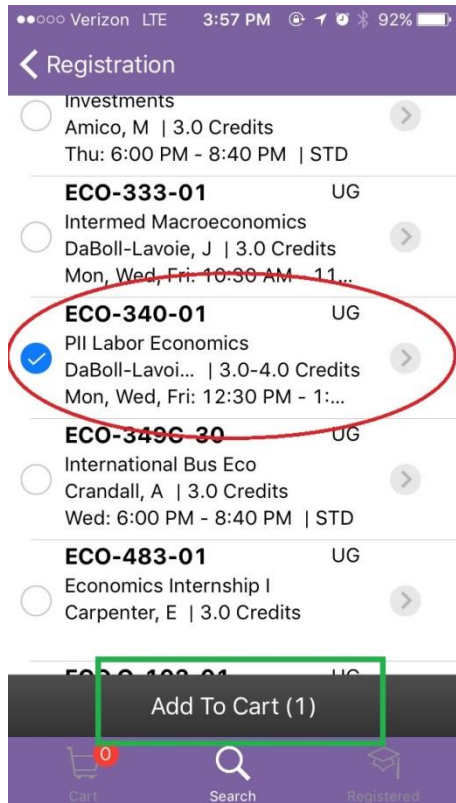
Registering for Class Using the NazApp



5. For courses with variable credits, enter the number of credits for which you plan to take the course and tap “OK.”

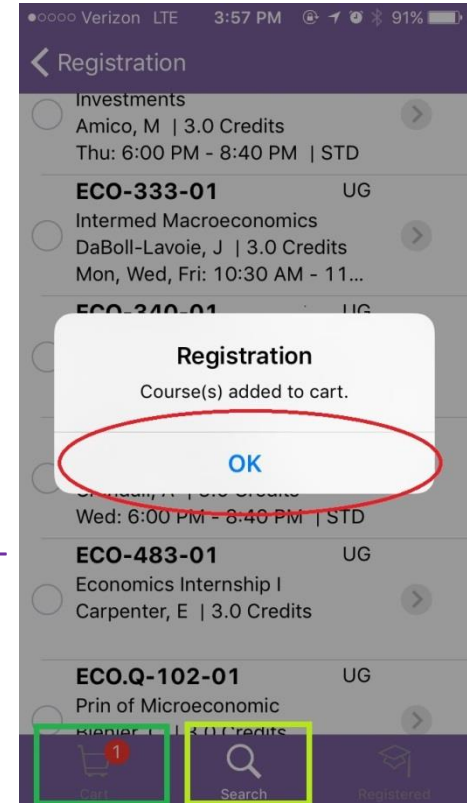
Registering for Class Using the NazApp

6. Once your class is selected, there will be a blue check mark next to the course, and you can then tap the black bar with “Add To Cart” when you are ready.

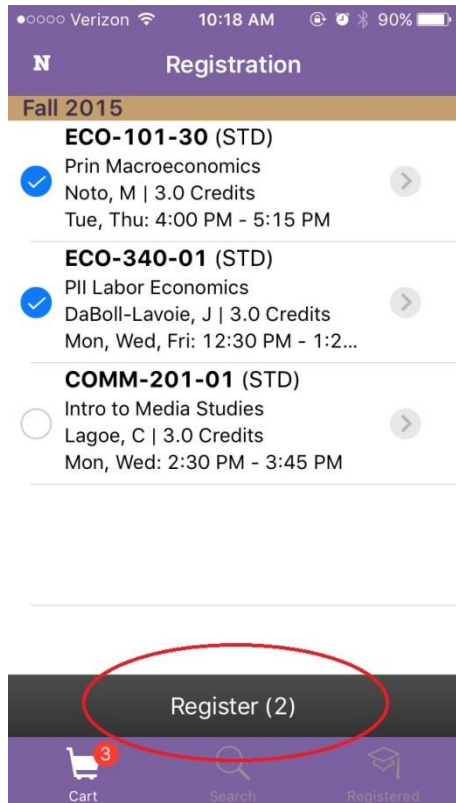


7. Once you have “Added to Cart,” You will get a pop-up alert. Tap “OK.” **THIS DOES NOT REGISTER YOU FOR THE COURSE.**

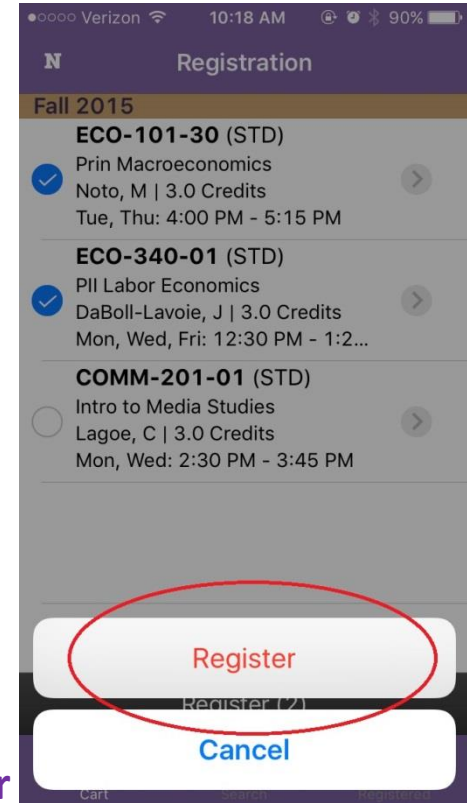
From there, you may tap the “cart” icon to register, or you can tap the magnifying glass to search for additional courses.



Registering for Class Using the NazApp

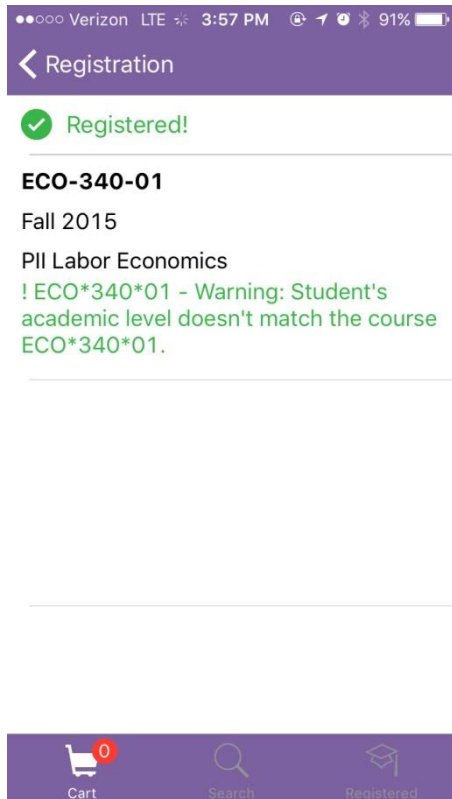


8. When you are in the cart, select the courses you wish to register for. You can have more than 15 items in your cart at a time, so be sure to include the courses you plan to take as well as at least 2 back-up alternatives if the class you want is full.



9. When prompted, tap "Register." This will register you for classes.

Registering for Class Using the NazApp



10. You will receive a confirmation for the course(s) you have successfully registered. You will have through the first week of classes to add/drop any courses through the Naz App or on NazNet.